


Treasure Coast Strings

Lesson Start-Up Information

Step 1

Contact Wendy Karabensh by emailing hello@TreasureCoastStrings.com to set up your free Parent Meeting.

Step 2

Attend the **Parent Meeting** and decide if violin lessons for your child is something you want to pursue.

Step 3




Schedule a weekly lesson Day and Time.

Step 4

Attend the **First Lesson** and get **Measured** for the correct size violin.

Step 5

Obtain all the **Necessary Items** needed for lessons:

-  Suzuki Violin Volume 1 Book and Recordings
-  Tote Bag
-  Violin, Bow, Case, Shoulder Rest, Rosin (consult with your instructor first)